

Starter Units

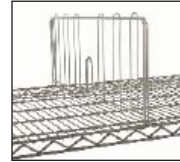


Easy to Assemble. No tools required.

Each Starter unit consists of 4 shelves, 4 posts and 16 plastic split sleeves:

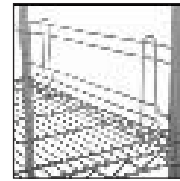
- Available In Both 63" and 74" Post Heights
- Select From 5 Shelf Styles (See Page 119 Available Styles)
- 3 Different Finish Types; Chrome, Zinc and Black Epoxy

Shelf Dividers: Use to partition and organize shelf contents. Compatible with both standard and reverse mat shelves.



Length (in)	(mm)	Model #
		SD18
24	610	SD24

Shelf Ledges: Use to secure the contents of a shelf.



Length (in)	(mm)	Model #
		SL18
24	610	SL24
		SL30
36	914	SL36
		SL48
60	1524	SL60

STARTERS UNITS

Add suffix for the finish desired to the model#: "C" (Chrome), "Z" (Zinc), and "B" (Black Epoxy).

Other accessories available. See pages 131 – 135.

W x L (in)	W x L (mm)	Models with 63" posts	Models with 74" posts
		Model #	Model #
		SS-1824-63	SS-1824-74
18 x 30	457 x 762	SS-1830-63	SS-1830-74
		SS-1836-63	SS-1836-74
18 x 42	457 x 1067	SS-1842-63	SS-1842-74
		SS-1848-63	SS-1848-74
18 x 60	457 x 1524	SS-1860-63	SS-1860-74
		SS-1872-63	SS-1872-74
21 x 24	533 x 610	SS-2124-63	SS-2124-74
		SS-2130-63	SS-2130-74
21 x 36	533 x 914	SS-2136-63	SS-2136-74
		SS-2142-63	SS-2142-74
21 x 48	533 x 1219	SS-2148-63	SS-2148-74
		SS-2160-63	SS-2160-74
21 x 72	533 x 1829	SS-2172-63	SS-2172-74
		SS-2424-63	SS-2424-74
24 x 30	610 x 762	SS-2430-63	SS-2430-74
		SS-2436-63	SS-2436-74
24 x 42	610 x 1067	SS-2442-63	SS-2442-74
		SS-2448-63	SS-2448-74
24 x 60	610 x 1524	SS-2460-63	SS-2460-74
		SS-2472-63	SS-2472-74



Merchandising Solutions...

Receive and process your media efficiently while providing quick and accurate replenishment. Easy to assemble (no tools required), our cart features a durable chrome finish, flexible shelf and size configurations, and heavy-duty non-marring casters. CDV-Bin sold separately.

Features:

- Load capacity – up to 800 lbs.
- Posts are numbered in 1" vertical increments for fast, level assembly
- 5" Casters, two with brakes
- Accommodates most CD's, DVD's and Videos
- Use bins alone or with transport rack
- Provides locator system for inventory control
- Additional bins available – listed below
- Inquire for custom designs

CDV Carts

W x L (in)	W x L (mm)	Models with 42" posts		Models with 54" posts	
		Description	Model #	Description	Model #
18 x 36	457 X 914	2 Shelves & 6 Bins	CDV-1836-42C	3 Shelves & 9 Bins	CDV-1836-54C
18 x 42	457 X 1067	2 Shelves & 8 Bins	CDV-1842-42C	3 Shelves & 12 Bins	CDV-1842-54C
18 x 48	457 x 1219	2 Shelves & 10 Bins	CDV-1848-42C	3 Shelves & 15 Bins	CDV-1848-54C
24 x 36	610 x 914	2 Shelves & 6 Bins	CDV-2436-42C	3 Shelves & 9 Bins	CDV-2436-54C
24 x 42	610 x 1067	2 Shelves & 8 Bins	CDV-2442-42C	3 Shelves & 12 Bins	CDV-2442-54C
24 x 48	610 x 1219	2 Shelves & 10 Bins	CDV-2448-42C	3 Shelves & 15 Bins	CDV-2448-54C

Additional Compact Disc Bins

Organize and store CD's, DVD's and Videos with the CDVB Bin. Offered for both 18" and 24" shelves.

Model #	W x L x H (in)	W x L x H (mm)	Description
CDVB-18	8-1/2 x 23 x 8-1/2	216 x 584 x 216	For 18" Shelf – Holds 42 CD's & 16 Videos
CDVB-24	8-1/2 x 29 x 10-3/4	216 x 737 x 273	For 24" Shelf – Holds 60 CD's & 26 Videos





Slanted-Shelf Merchandiser Display


The easy way to quickly load, organize and display merchandise. Slanted wire shelves provide maximum visibility while helping protect against dust accumulation. Durable and versatile, our rack offers flexible shelf spacing and quick assembly (no special tools required).

- Standard units includes 4 slanted shelves and 4 posts
- Shelves are adjustable at 1" increments
- Attractive chrome finish
- Ships K.D.
- Easy assembly

W x L (in)	W x L (mm)	Height 63" Model #	Height 74" Model #
18 x 36	457 x 914	SS-S1836-63C	SS-S1836-74C
18 x 48	457 x 1219	SS-S1848-63C	SS-S1848-74C
24 x 48	610 x 1219	SS-S2448-63C	SS-S2448-74C

Each unit consists of four slanted shelves, four posts with levelers and plastic split sleeves.

Additional Slanted Shelves



Model #	W x L (in)	W x L (mm)
S1836C	18 x 36	457 x 914
S1848C	18 x 48	457 x 1219
S2448C	24 x 48	610 x 1219

See page 119 for additional information

Point-of-Purchase Display Shelving

DRR-36 Modular Displayer

The shelves are standard with four (4) adjustable side rails and bottom basket. Add up to two (2) top baskets to create a 3-tier displayer. Baskets nest in base when not in use.

- 16" W x 36" L x 55" H
- 3" Non-marring swivel casters
- Load capacity – up to 500 lbs
- Available in white or silver powder coat

Model #	W x L (in)	W x L (mm)
DRR-36	17 x 36 x 55	432 x 914 x 1397



DRR Shown with optional 2 Top Baskets


DRR Standard using Top Rail



DRR Standard using 4 Adjustable Rails



DRR Shown with optional 2 Top Baskets



Top Basket

Optional DRR Top Basket

Model #

DRR-TB36



Display unit w/ an additional Standard Shelf

Point-of-Purchase Display Shelving

Merchandising Solutions...

This durable and attractive wire shelving display unit is the perfect solution to show-off your merchandise. Shelves adjust in 1" increments allowing you to customize the Point-of-Purchase display to meet your specific needs.

- Display unit consists of 4 posts, 4 shelves, plastic split sleeves and 2" dual-wheel casters, 2 with brakes
- The open wire grid shelf allows maximum merchandise visibility while minimizing dust and dirt accumulation
- Mobility to display merchandise in different areas
- Available in posts heights 54" and 63"
- Available in black epoxy and chrome-plated finishes
- Easy to assembly (no special tools required)
- Excellent value – fits perfectly in any budget

Point-of-Purchase Carts

Add suffix for the finish desired to the model #: "B-2F" (Black Epoxy) and "C-2F" (Chrome).

W x L (in)	W x L (mm)	Models with 54" posts	Models with 63" posts
		Model #	Model #
14 x 36	356 x 914	SS-1436-54	SS-1436-63
14 x 42	356 x 1067	SS-1442-54	SS-1442-63
14 x 48	356 x 1219	SS-1448-54	SS-1448-63
14 x 60	356 x 1524	SS-1460-54	SS-1460-63

SheerElegance

The Sheer Edge System

Merchandising Solutions...

Retailers have desired visually-improved wire shelving for decades – elegant, smoother, less industrial looking, more attractive – a shelving system that could generate higher sales. This break-through design will distinguish merchandise while providing years of service.

Features:

- Available in posts: 48", 54", 63" and 72".
- Comes standard with four wire shelves
- Four posts with leveling feet
- Finishes: Chrome, Black & White
- Easy assembly (no tools required)
- Ships knocked-down

Differentiate your displays
from your competitors with
Sheer Edge!



W x L (in)	W x L (mm)	Models w/ 48" Posts Model #	Models w/ 54" Posts Model #	Models w/ 63" Posts Model #	Models w/ 72" Posts Model #
18 x 36	457 X 914	SS-1836-48SEC	SS-1836-54SEC	SS-1836-63SEC	SS-1836-72SEC
18 x 42	457 X 1067	SS-1848-48SEC	SS-1848-54SEC	SS-1848-63SEC	SS-1848-72SEC
18 x 48	457 x 1219	SS-2424-48SEC	SS-2424-54SEC	SS-2424-63SEC	SS-2424-72SEC
24 x 36	610 x 914	SS-2436-48SEC	SS-2436-54SEC	SS-2436-63SEC	SS-2436-72SEC
24 x 42	610 x 1067	SS-2448-48SEC	SS-2448-54SEC	SS-2448-63SEC	SS-2448-72SEC